

EnRoute Icon Guidelines

Version 1.0

Who May Use the EnRoute Icon

The OSGi EnRoute Icon can only be used by authorized licensees, in accordance with the usage guidelines.

All members of the OSGi Alliance are granted a license to display the EnRoute Icon. This license grant is not an endorsement of your organization, its activities, or its individuals, and no such endorsement should be implied, construed or stated.

All others seeking to use the EnRoute Icon must seek written permission from the OSGi Alliance - obtain approval from either the OSGi Liaison Executive Committee or the OSGi Board of Directors - then obtain the icon itself from the OSGi Alliance Association Management Firm.

How to use the EnRoute Icon

To ensure proper usage of the EnRoute Icon, we have provided guidelines, descriptions and illustrations of the EnRoute Icon. All materials designed for advertising, promotion, direct mail or other purposes using the EnRoute Icon, must comply with these guidelines.

Please make note that your adherence to these guidelines is a requirement of use of the EnRoute Icon.

There are no other authorized EnRoute Icon. This Corporate icon and its variations illustrated in this guideline are the only icons currently approved for use by OSGi Members by the OSGi Alliance.

The EnRoute Icon is not to be used as a compliance seal.

Enlargements and reductions should only be made from an official master icon sheet or computer file. Copies of the master icons are available through the OSGi Alliance Association Management Firm. Never obscure, cut off or place any design over the icon. The icon should not be altered proportionally in any way. It must not be used in an outline form.

Presentation and Press Material Place the EnRoute Icon prominently, and keep it separate from the other type and symbols. In headlines or text, typeset the EnRoute name - do not use the EnRoute Icon artwork.

Exhibits/Promotional Items On text panels and banners, typeset the name in a style and size compatible with other copy.

Icon Elements

The EnRoute Icon consists of artwork only. These art elements have been carefully designed to fit together in a balanced form and the relationships should not be altered.

The icon must always be reproduced in a manner that will ensure maximum clarity and provide sufficient background on which it appears. When the icon is reproduced in very large sizes for use in displays, signs, etc., special care must be taken that when enlarging that the integrity of the design is not lost.

EnRoute Full Color Version



Correct Color Reproduction

There are different versions of the icon available.

- Color version Print (CMYK) against a light background and a dark background
- Color version Print (Pantone) against a light background and a dark background
- Color version Web/Powerpoint (RGB) against a light background and a dark background
- Grey scale version against a light background and a dark background
- Black and white version against a light background and a dark background

In all cases, the icon must use the established OSGi Corporate Color Palette. The OSGi Alliance Association Management Firm can provide electronic and/or hard copy versions of each.

CMYK (Print)

dark orange 0/80/100/0, light orange 0/55/100/0
gradient: dark orange 50% - 0/40/50/0 – dark orange 100% - 0/80/100/0
gradient: light orange 25% - 0/23/50/0– light orange 100% - 0/55/100/0

Pantone (3-colored for Print)

dark orange Pantone 173, light orange Pantone 144, blue Pantone 2955
gradient: dark orange 50% Pantone 173 – dark orange 100% Pantone 173
gradient: light orange 25% Pantone 144 – light orange 100% Pantone 144

RGB (Web/PowerPoint)

dark orange 232/82/19, light orange 241/138/0, blue 0/67/112
gradient: dark orange 50% - 250/199/138 – dark orange 100% - 232/82/19
gradient: light orange 25% - 254/202/139 – light orange 100% - 2241/138/0

Greyscale

100% black, 50% black
gradient: 40% – 60% black
gradient: 15% – 50% black

Black and white

100% black, white

EnRoute Colors

OSGi Corporate Color	dark orange gradient	light orange	light orange gradient	blue
CMYK	0/40/50/0 - 0/80/100/0	0/55/100/0	0/23/50/0 0/55/100/0	100/45/0/55
Pantone	50% 173 - 100% 173	144	25% 144 - 100% 144	2955
WEB/RGB	250/199/138 - 232/82/19	241/138/0	254/202/139 - 2241/138/0	0/67/112

EnRoute Icon Color

EnRoute Icon Color	dark orange gradient	light orange	light orange gradient	blue
CMYK	0/40/50/0 - 0/80/100/0	0/55/100/0	0/23/50/0 0/55/100/0	100/45/0/55
Pantone	50% 173 - 100% 173	144	25% 144 - 100% 144	2955
WEB/RGB	250/199/138 - 232/82/19	241/138/0	254/202/139 - 2241/138/0	0/67/112

EnRoute Icon Greyscale

EnRoute Icon Greyscale	dark gradient	grey	light gradient	black
BLACK	40-60%	50%	15-50%	100%

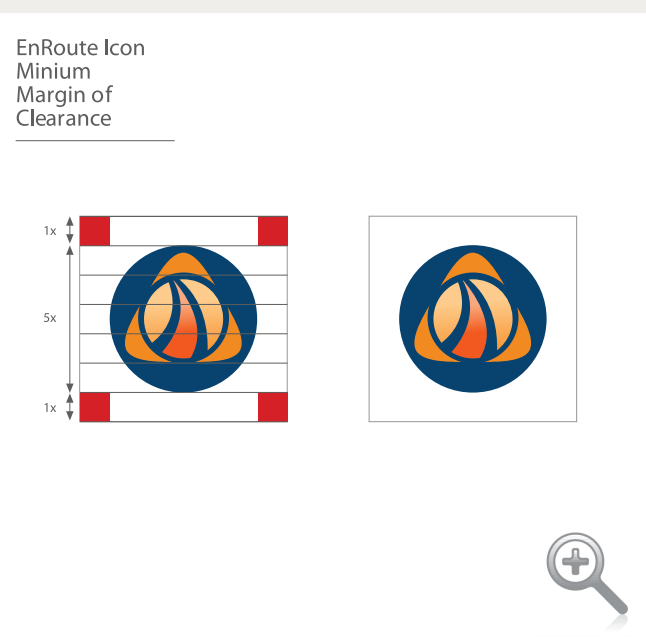
EnRoute Icon Black & White

EnRoute Icon B&W	black	white
CMYK	0/0/0/100	0/0/0/0

Minimum Margin of Clearance


The margin of clearance surrounding the EnRoute Icon has been established to ensure ease of legibility for all applications. No other elements, including typography, other icons, graphics or photos may intrude upon this margin of clearance Area.

The margin of clearance surrounding the icon is defined as "x". The value x is equivalent to 1/5th of the height of the EnRoute Icon.




Prohibited Alliance Icon Usage

Avoid manipulating the size or shape of the icon.



Minimum Size

The minimum reproduction size should be at least .5" in width.



Contact

For further information about the corporate design and/or specific icon requests and approvals please contact our Executive Director, **John Ehrig**.